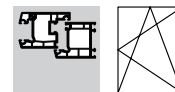
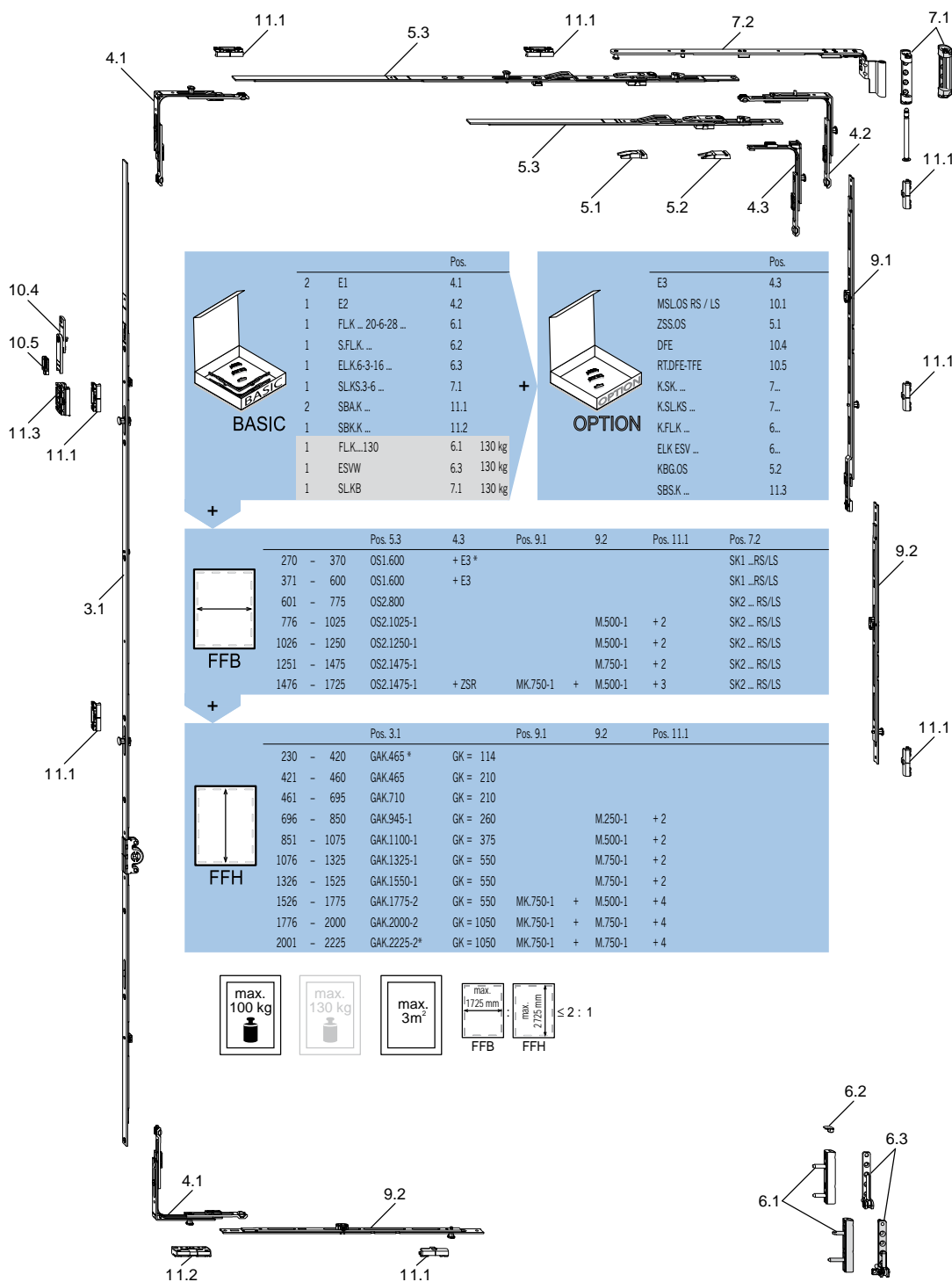


Finestra ad anta ribalta - altezza maniglia costante

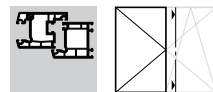


Allestimento di base

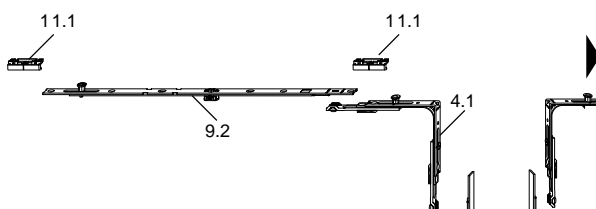
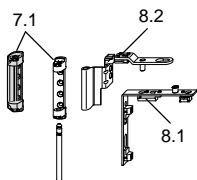


* Vedi Prospetto dimensioni minime/massime
 Attenersi ai diagrammi di applicazione!

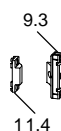
Anta secondaria - altezza maniglia costante



Allestimento di base

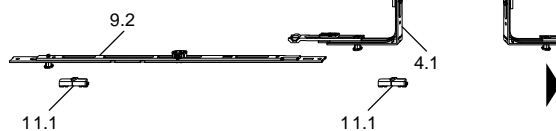
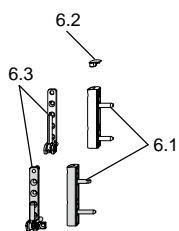


BASIC		Pos.	OPTION		Pos.
2	E1	4.1	K.SK ...		7...
1	FLK ... 20-6-28 ...	6.1	K.SLKS ...		7...
1	S.FLK ...	6.2	K.FLK ...		6...
1	ELK 6-3-16 ...	6.3	ELK ESV		6...
1	SLKS 3-6	7.1	RT.DFE-TFES		10.6
1	DLW ERW	8.1			
1	DLK	8.2			
2	SBAK ...	11.1			
1	FLK_130	6.1			130 kg
1	ESVW	6.3			130 kg
1	SLKB	7.1			130 kg



FFB	Pos. 9.1	9.2	Pos. 11.1
280 - 700			
701 - 1200	2 x	M.500-1	+ 2
1201 - 1450	2 x	M.750-1	+ 2
1451 - 1725	2 x	MK.500-1 +	M.500-1 + 4

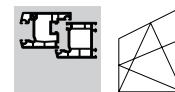
FFH	Pos. 3.1	Pos. 9.3	11.4
461 - 545	GASK710 *		
546 - 695	GASK710		
696 - 850	GASK945-1	1 x ZV-FT	+ ZV-RT ...
851 - 1075	GASK1100-1	1 x ZV-FT	+ ZV-RT ...
1076 - 1325	GASK1325-1	1 x ZV-FT	+ ZV-RT ...
1326 - 1525	GASK1550-1	1 x ZV-FT	+ ZV-RT ...
1526 - 1775	GASK1775-2	2 x ZV-FT	+ ZV-RT ...
1776 - 2000	GASK2000-2	2 x ZV-FT	+ ZV-RT ...
2001 - 2225	GASK2225-2*	2 x ZV-FT	+ ZV-RT ...



* Vedi Prospetto dimensioni minime/massime
 Attenersi ai diagrammi di applicazione!

1

Finestra fuori squadra – altezza maniglia costante



2

Allestimento di base

3

4

5

6

7

8

9

10

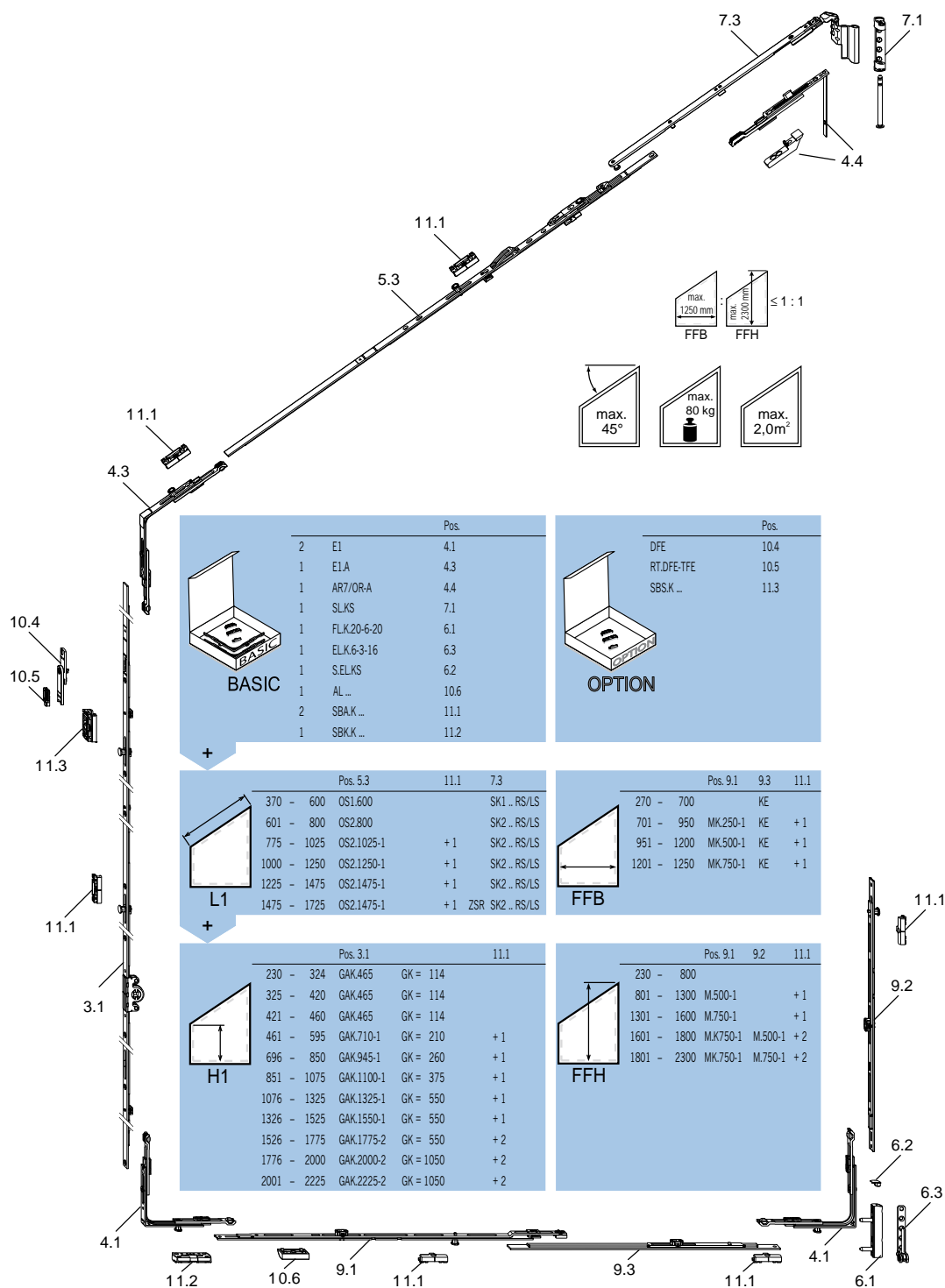
11

12

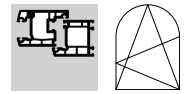
13

14

15



Finestra ad arco - altezza maniglia costante



Allestimento di base

